

October 1, 2020 - December 31, 2020

# QUARTERLY DATA REPORT



**1,033**

Total number of households



**\$3,294,987**

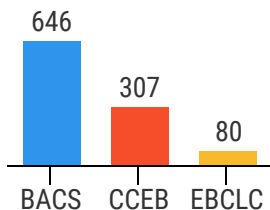
Total amount of financial assistance



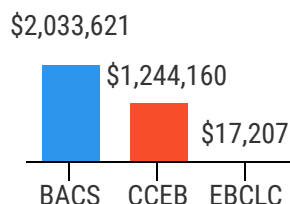
**\$3,439**

Average financial assistance per household (for BACS & CCEB)

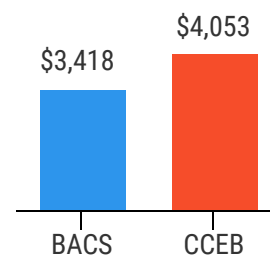
## Number of Households by Agency



## Total Financial Assistance by Agency



## Average Financial Assistance per Household by Agency



**2,262**

Total number of inquiries (for CCEB & BACS)



**42**

Full-scope representation



**127 (12%)**

Total number of individuals 65+

## KOH TOTAL SERVED TO DATE\*



**4,931**

Total number of households



**1,908**

Total number of legal service clients



**\$9,064,728**

Total amount of financial assistance



**569**

Total number of individuals 65+



**\$2,938**

Average financial assistance per household

\* Numbers are best estimates because quarterly data has not been checked for households who have been served more than once; there may be duplicates.